

Customize the EScan Message

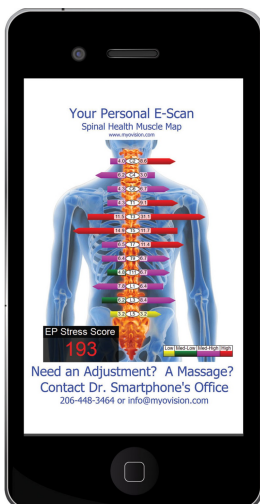
Last Modified on 08/31/2018 9:49 am PDT

Table of Contents

- [Customizing the EScan Message](#)
- [Add the Patient's Name to the EScan Message](#)
- [Reset the EScan Message and Text](#)

Customizing the EScan Message

This article will guide you through the steps to customize your E-Scan message.



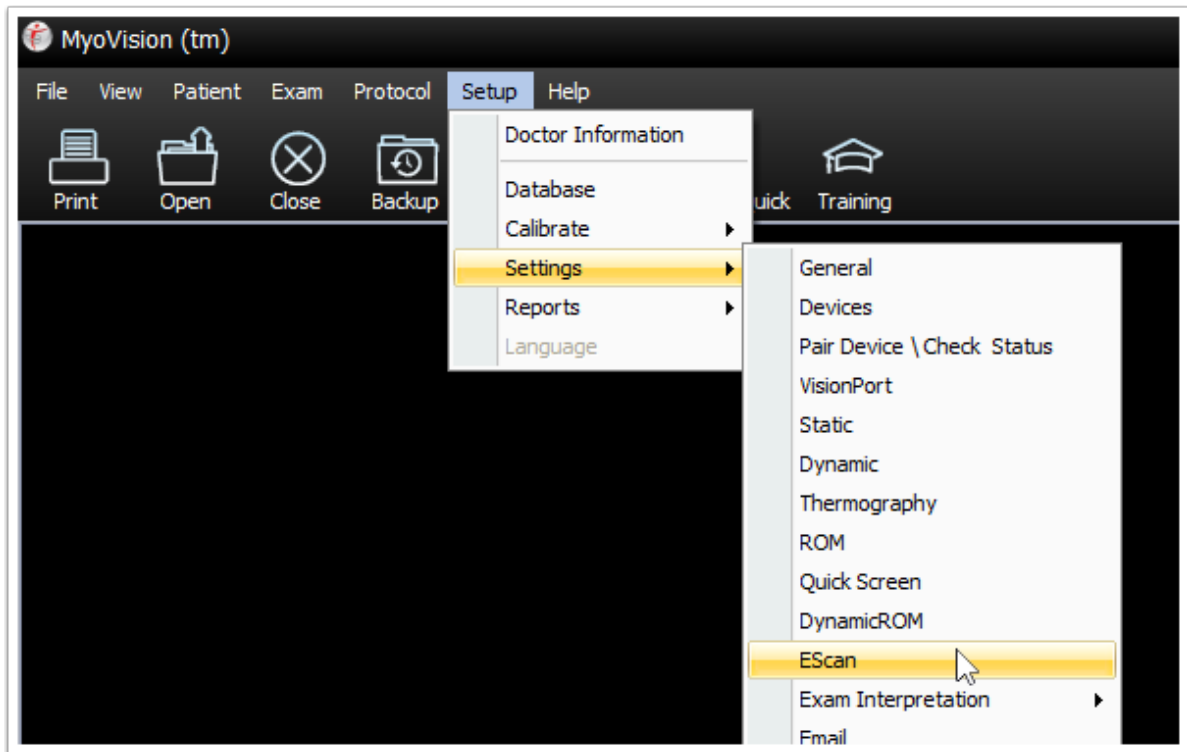
Click on the instructions inside the tabbed menu:

[Navigate to Escan Settings](#)

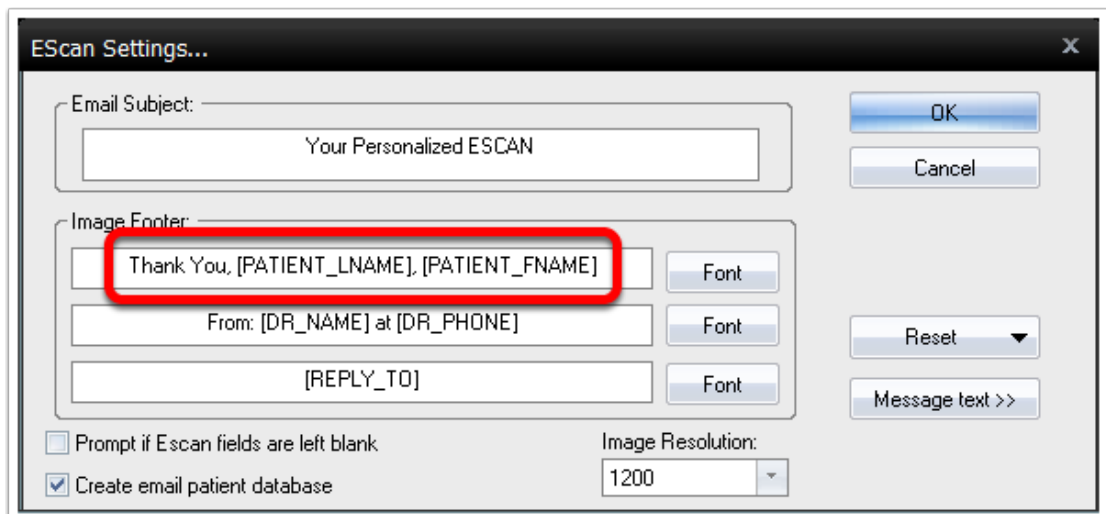
[Customize the Escan Message](#)

Add the Patient's Name to the EScan Message

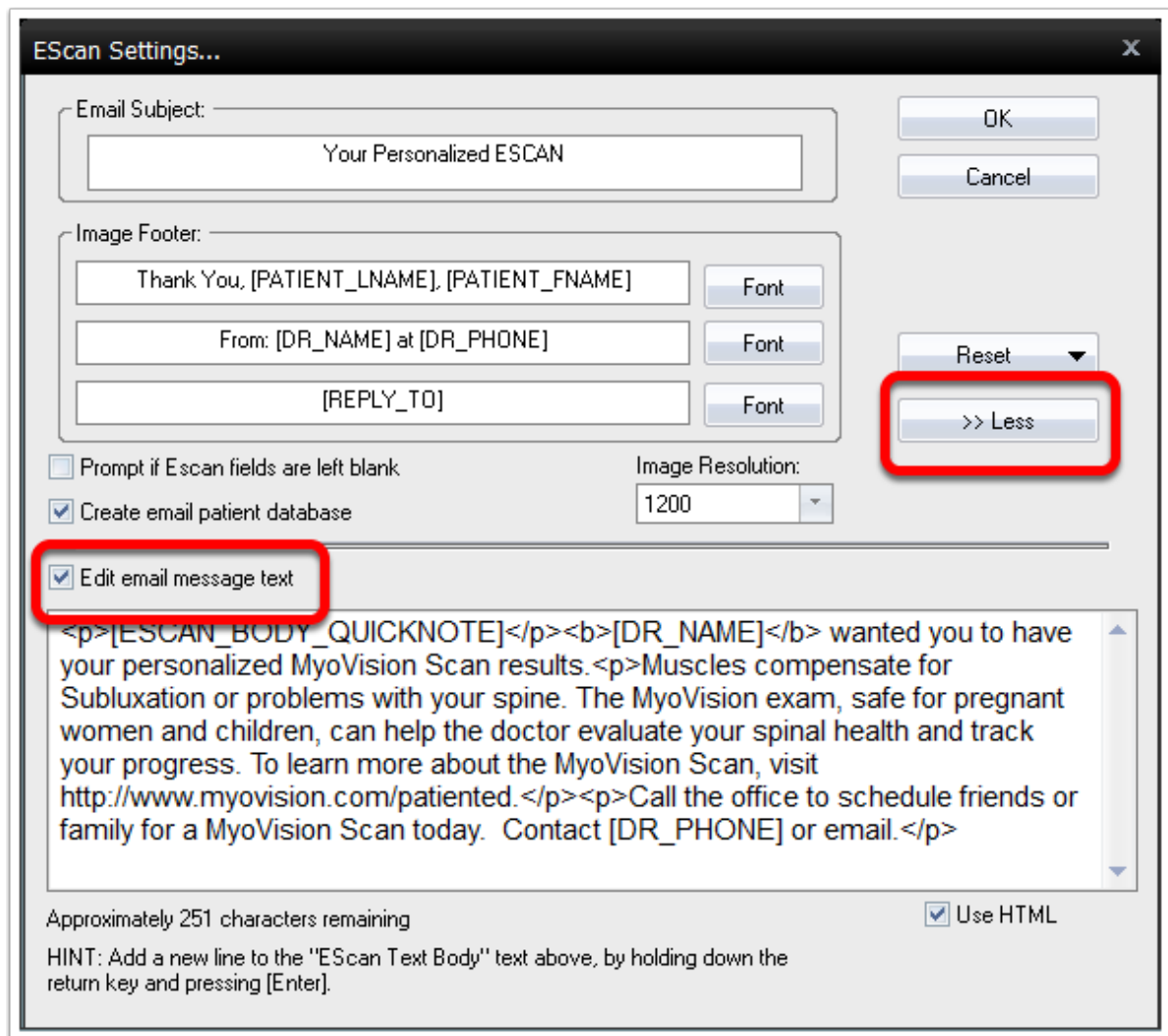
1. Inside the MyoVision software, click **Setup** in the menu, go to **Settings**, then **EScan**.



2. The EScan Settings window will open, allowing you to customize 1) the display text on the scan image and 2) the text of the email that accompanies the Scan.
 1. Edit Image Footer: To add the patient's first name, type: [PATIENT_FNAME] where you want the patient's first name to appear. To add the patient's last name, type: [PATIENT_LNAME] where you want the patient's last name to appear.



3. To edit the text that accompanies the scan: Click the **Message text** button. Check the checkbox for "Edit email message text" to enable editing.



The image shows a software dialog box titled "EScan Settings...". It contains several sections for configuring email settings. The "Email Subject" field is set to "Your Personalized ESCAN". The "Image Footer" section has three text boxes: "Thank You, [PATIENT_LNAME], [PATIENT_FNAME]", "From: [DR_NAME] at [DR_PHONE]", and "[REPLY_TO]", each with a "Font" button. There are checkboxes for "Prompt if Escan fields are left blank" (unchecked), "Create email patient database" (checked), and "Edit email message text" (checked). The "Image Resolution" is set to 1200. A text area contains HTML-formatted text: "

[ESCAN_BODY_QUICKNOTE]

[DR_NAME] wanted you to have your personalized MyoVision Scan results. Muscles compensate for Subluxation or problems with your spine. The MyoVision exam, safe for pregnant women and children, can help the doctor evaluate your spinal health and track your progress. To learn more about the MyoVision Scan, visit <http://www.myovision.com/patiented>. Call the office to schedule friends or family for a MyoVision Scan today. Contact [DR_PHONE] or email.

". A character count shows "Approximately 251 characters remaining" and a "Use HTML" checkbox is checked. A "HINT" is provided at the bottom. On the right side, there are "OK", "Cancel", "Reset", and ">> Less" buttons. The ">> Less" button is highlighted with a red rectangle.

EScan Settings...

Email Subject: Your Personalized ESCAN

Image Footer:

Thank You, [PATIENT_LNAME], [PATIENT_FNAME] Font

From: [DR_NAME] at [DR_PHONE] Font

[REPLY_TO] Font

Prompt if Escan fields are left blank

Create email patient database

Image Resolution: 1200

Edit email message text

<p>[ESCAN_BODY_QUICKNOTE]</p>[DR_NAME] wanted you to have your personalized MyoVision Scan results. Muscles compensate for Subluxation or problems with your spine. The MyoVision exam, safe for pregnant women and children, can help the doctor evaluate your spinal health and track your progress. To learn more about the MyoVision Scan, visit <http://www.myovision.com/patiented>. Call the office to schedule friends or family for a MyoVision Scan today. Contact [DR_PHONE] or email.</p>

Approximately 251 characters remaining

Use HTML

HINT: Add a new line to the "EScan Text Body" text above, by holding down the return key and pressing [Enter].

OK

Cancel

Reset

>> Less

4. When you've finished making changes, click the OK button.

The screenshot shows the 'EScan Settings...' dialog box. The 'Email Subject' field contains 'Your Personalized ESCAN'. The 'Image Footer' section has three text boxes: 'Thank You, [PATIENT_LNAME], [PATIENT_FNAME]', 'From: [DR_NAME] at [DR_PHONE]', and '[REPLY_TO]', each with a 'Font' button. There are checkboxes for 'Prompt if Escan fields are left blank' (unchecked), 'Create email patient database' (checked), and 'Edit email message text' (checked). The 'Image Resolution' is set to 1200. A large text area contains HTML-formatted text: '<p>[ESCAN_BODY_QUICKNOTE]</p>[DR_NAME] wanted you to have your personalized MyoVision Scan results.<p>Muscles compensate for Subluxation or problems with your spine. The MyoVision exam, safe for pregnant women and children, can help the doctor evaluate your spinal health and track your progress. To learn more about the MyoVision Scan, visit

Restore to Default Settings

If you need to reset the message back to default settings:

- Click on Reset
- Click "Yes" to the prompt
- Select if you want to reset **Fonts**, **Text**, or **Fonts and Text**
- Click "Yes"

EScan Settings...



Email Subject:

your personalized myovision scan image

OK

Cancel

Image Footer:

For Your Consultation Contact:

Font

[DR_NAME] at [DR_PHONE]

Font

[REPLY_TO]

Font

Reset

Fonts

Text

Fonts and Text

Create email patient database

Prompt if EScan files are left blank